

# DONOR INSTRUCTIONS



## 1. Select Fund

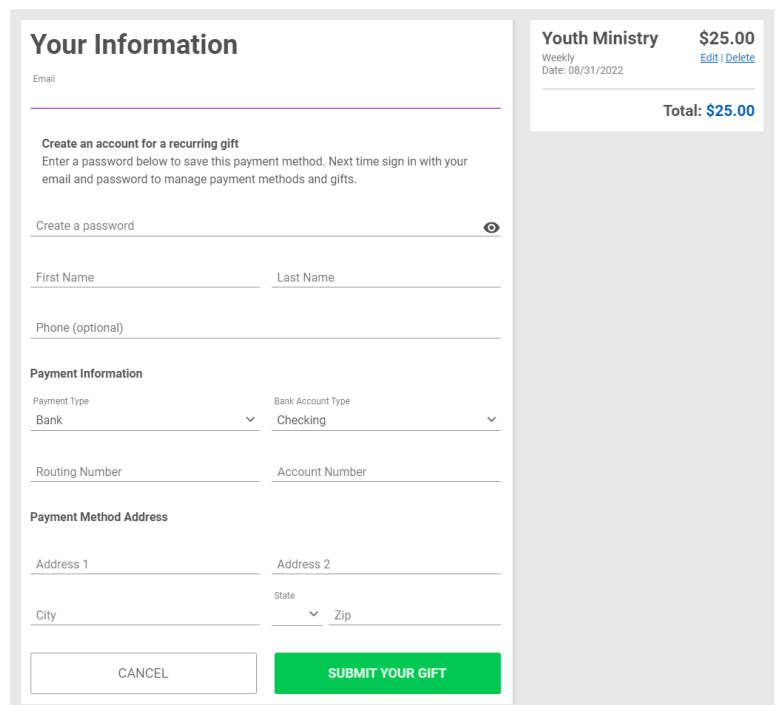
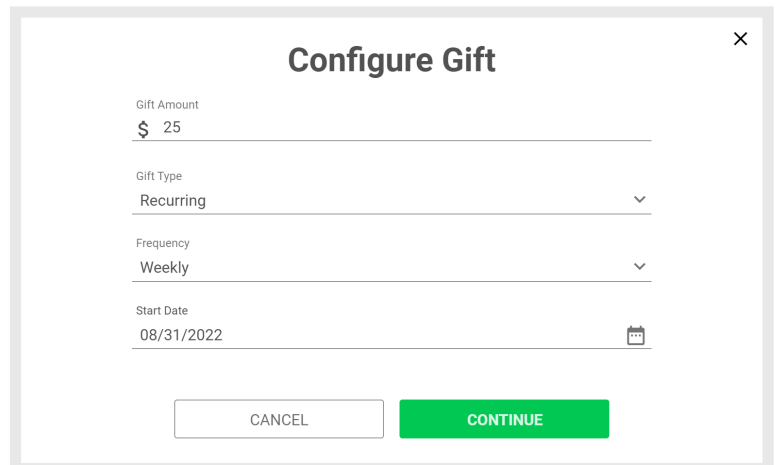
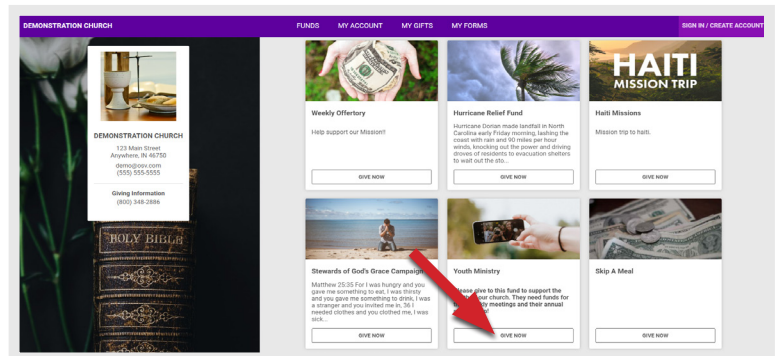
On the **Giving page**, click on the **Fund** that you would like to donate to.

## 2. Configure Gift

- Enter Amount
- Gift Type** - Recurring or One Time
- If **Recurring** - Select Frequency
- Start Date**
- Click **Continue**

## 3. Fill in Your Information

- Email** (if you already have an account with this email address, it will ask you to login)
- Name** - First and Last
- Payment Information**
  - Checking
  - Savings
  - Credit Card - if your organization is accepting credit cards
- New Password**
  - If you want to create an account to setup a recurring donation or if you are doing a one-time donation and want to create an account to make donating in the future quicker, enter a password.
- Submit Your Gift!**



**READY. SET. GIVE!**